

SAVANA

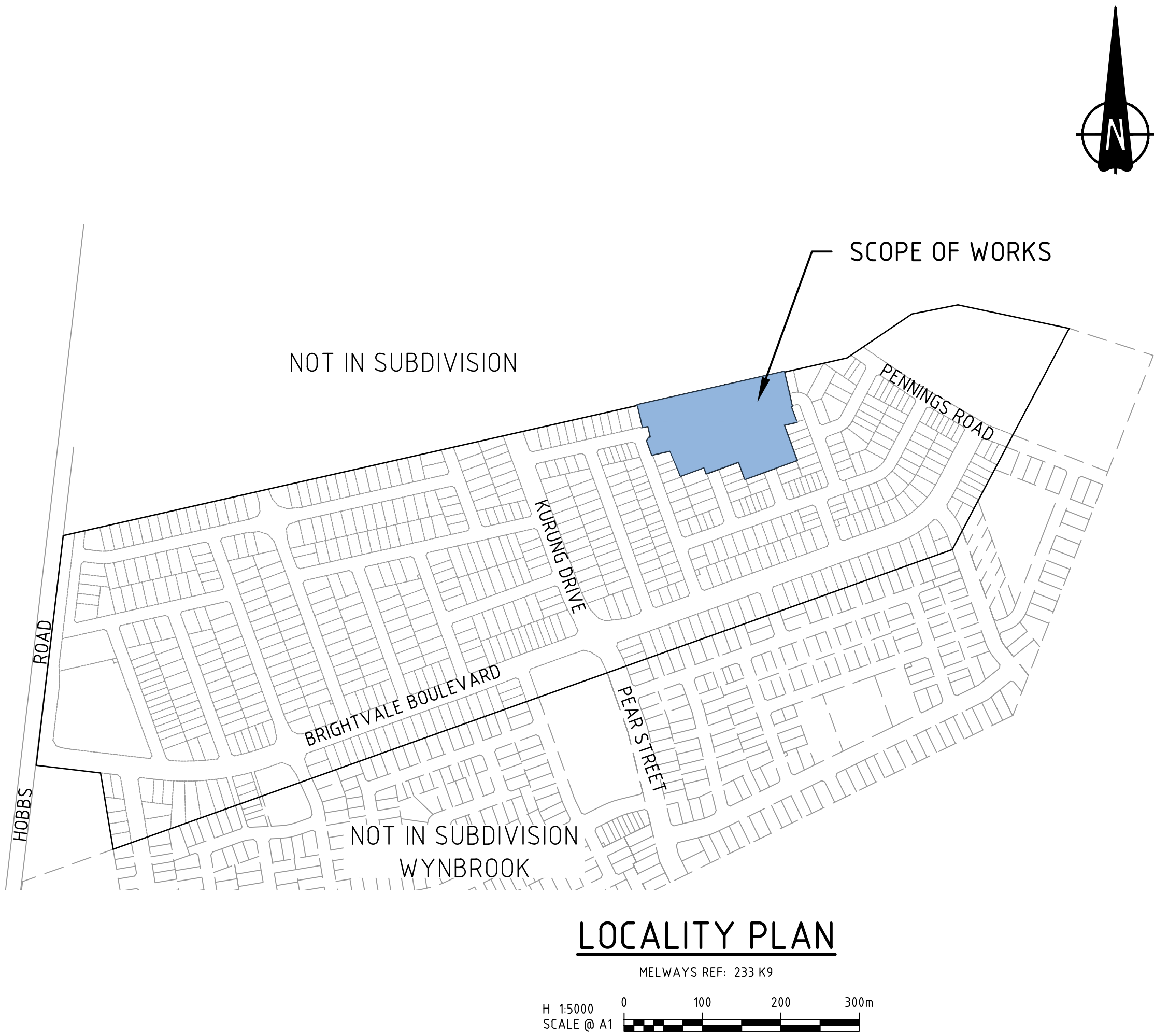
STAGE 13

AVID PROPERTY GROUP

SHEET LIST TABLE	
DRAWING NUMBER	DESCRIPTION
3138-13-900	TITLE SHEET
3138-13-901	DETAIL PLAN
3138-13-902	PARKING LAYOUT
3138-13-903	TYPICAL SECTIONS
3138-13-904	VEHCILE SWEPT PATHS (SHEET 1 OF 2)
3138-13-905	VEHCILE SWEPT PATHS (SHEET 2 OR 2)

Planning and Environment Act 1987
Wyndham Planning Scheme

Approved Plan As Required
under Condition 26
Permit No WYP9847/17
Date 26/04/2021

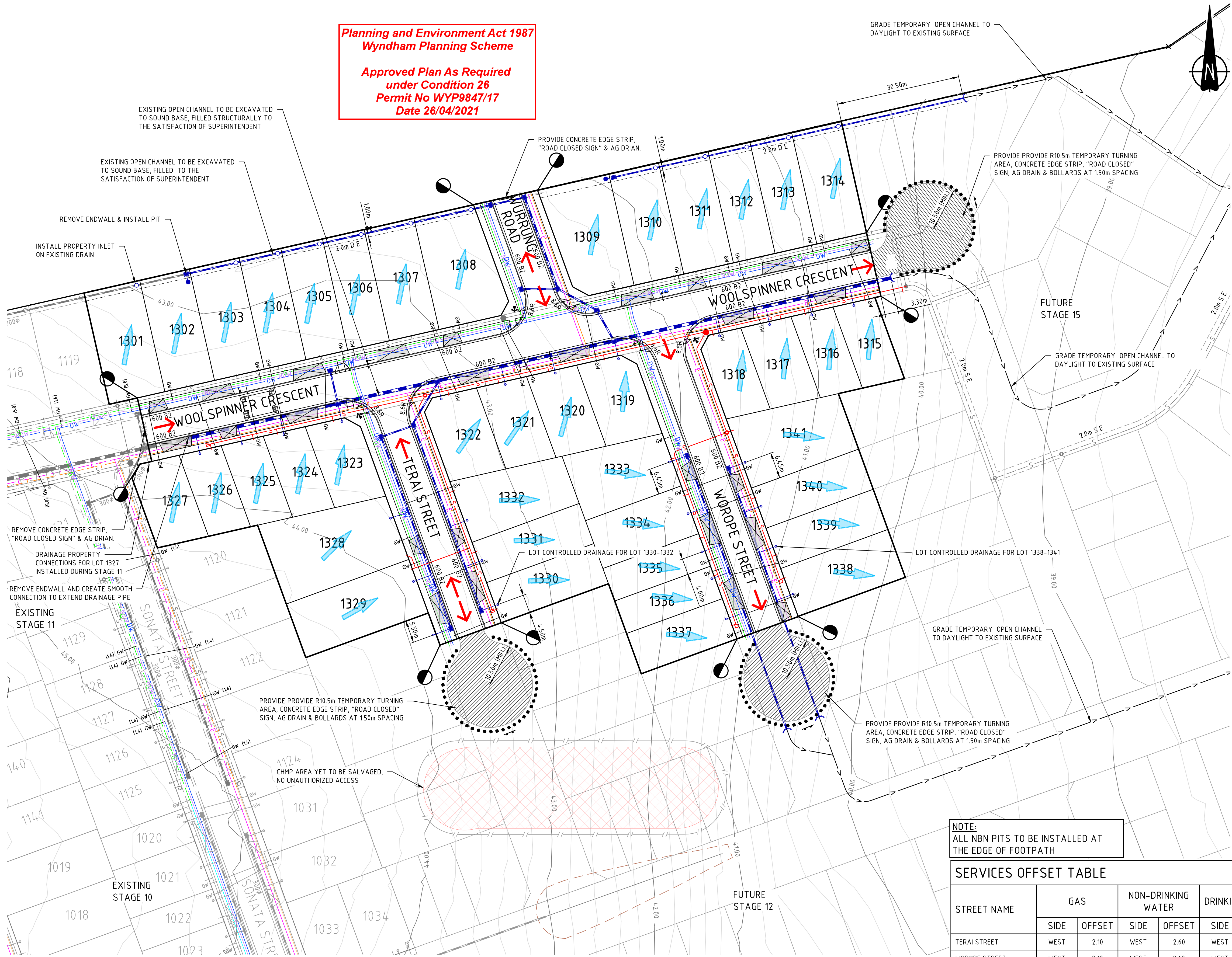


B	03.03.21	RG			ISSUED FOR APPROVAL
A	25.02.21	KP	FP	B.J-MONCK	ISSUED FOR INFORMATION
REV	DATE	DRN	CKD	APP	AMENDMENT

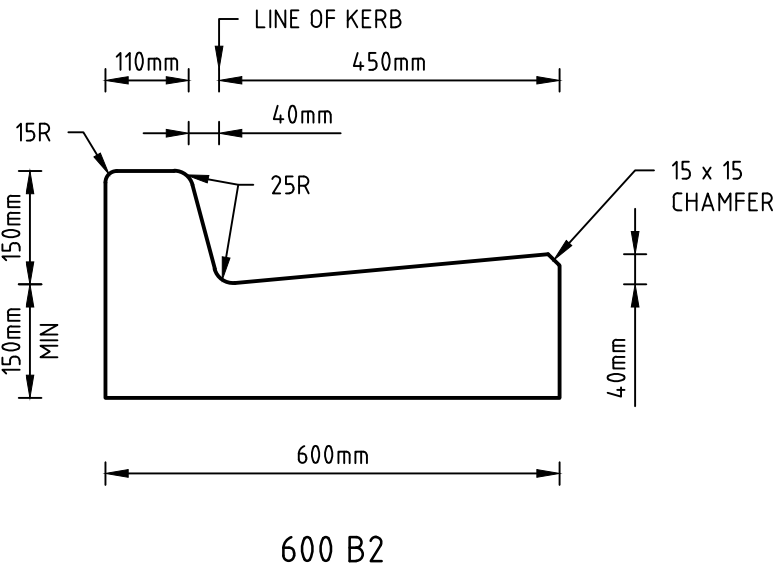
COPYRIGHT The concepts and information contained in this document are the Copyright of Cossill & Webley Consulting Engineers. Use or copying of the document in whole or part without the written permission of Cossill & Webley Consulting Engineers constitutes an infringement of copyright. This plan is not to be used for construction unless issued as revision 0 or higher	 Mailing Address PO Box 33152 Melbourne VIC 3004 T (03) 8548 1560 Street Address Suite 2.04, 390 St Kilda Road Melbourne VIC 3004 E melbourne@cosweb.com.au	CLIENT 		PROJECT SAVANA - STAGE 13		ORIGINAL SIZE A1	
		DESIGNED R.GAUTAM		TITLE FUNCTIONAL LAYOUT PLANS			
		APPROVED 		MUNICIPALITY WYNDHAM CITY COUNCIL			
		SCALE AS SHOWN		PP No. WYP9847/17	DRAWING No. 3138-13-900		REVISION B
		REVISION		REVISION			

Planning and Environment Act 1987
Wyndham Planning Scheme

Approved Plan As Required
under Condition 26
Permit No WYP9847/17
Date 26/04/2021



LEGEND	EXISTING	PROPOSED
DESCRIPTION		
WATER MAIN - DRINKING WATER	DW	DW
WATER MAIN - NON-DRINKING WATER	NDW	NDW
UNDERGROUND ELECTRICITY	E	E
OVERHEAD ELECTRICITY & POLE	OE	OE
TELSTRA & SERVICE PIT	T	T
OPTIC FIBRE	OF	OF
GAS MAIN	G	G
SEWER & MANHOLE	S	S
CENTRAL INVERT		
COUNCIL STORMWATER DRAIN & PIT		
STORMWATER DRAINAGE PROPERTY INLETS		
COUNCIL STORMWATER PITS		
HOUSE DRAIN		
CONCRETE VEHICLE CROSSING		
SURFACE CONTOUR MINOR	-51.20-	
SURFACE CONTOUR MAJOR	-52.00-	
FALL OF DESIGN SURFACE		
100 YEAR OVERLAND FLOW PATH		
SIGN AND POST		
LIMIT OF WORKS		
RETAINING WALL - TIMBER		
RETAINING WALL - CONCRETE		
RETAINING WALL - ROCK/STONE		
200mm (MAX) HIGH PLINTH		
FENCE - TREE PROTECTION		
FENCE - VEHICLE EXCLUSION		
FENCE - TEMPORARY		
FENCE - OTHER		



KERB PROFILES
SCALE: 1:10 @ A1

NOTE:
ALL NBN PITS TO BE INSTALLED AT
THE EDGE OF FOOTPATH

SERVICES OFFSET TABLE														
STREET NAME	GAS		NON-DRINKING WATER		DRINKING WATER		TELCO		ELECTRICITY				SEWER	
	SIDE	OFFSET	SIDE	OFFSET	SIDE	OFFSET	SIDE	OFFSET	UG CABLE	POLE	POLE	POLE	SIDE	OFFSET
TERAL STREET	WEST	2.10	WEST	2.60	WEST	3.10	EAST	1.80	EAST	2.50	EAST	1X	EAST	1.00
WOROPEC STREET	WEST	2.10	WEST	2.60	WEST	3.10	EAST	1.80	EAST	2.50	EAST	1X	EAST & WEST	1.00
WOOLSPINNER CRESCENT	NORTH	2.00	NORTH	2.50	NORTH	3.00	SOUTH	1.80	SOUTH	2.50	SOUTH	1X	NORTH & SOUTH	1.00
WURRUN ROAD	WEST	2.10	WEST	2.60	WEST	3.10	EAST	1.80	EAST	2.50	EAST	1X	-	-

1. NBN AND ELECTRICITY CABLES TO BE CONSTRUCTED IN A COMMON TRENCH IN ACCORDANCE WITH ELECTRICAL AUTHORITY STANDARD DRAWING'S.
2. GAS AND WATER MAINS TO BE CONSTRUCTED IN A COMMON TRENCH.
3. X = OFFSET FROM BACK OF KERB.

WARNING
BEWARE OF UNDERGROUND/OVERHEAD SERVICES
THE LOCATION OF SERVICES ARE APPROXIMATE ONLY AND THEIR EXACT POSITION SHOULD BE PROVEN ON SITE. NO GUARANTEE IS GIVEN THAT ALL EXISTING SERVICES ARE SHOWN. SPECIAL CONSIDERATION SHOULD BE GIVEN TO CONSTRUCTION PROCEDURES UNDER OVERHEAD ELECTRICITY TRANSMISSION LINES.

C	22.04.21	RG			DRAINAGE EASEMENT ADDED AT THE BACK OF LOT 1309
B	03.03.21	RG	FP	B.J.-MONCK	ISSUED FOR APPROVAL
A	25.02.21	KP	FP	B.J.-MONCK	ISSUED FOR INFORMATION
REV	DATE	DRN	CKD	APP	AMENDMENT



COPYRIGHT
The concepts and information contained in this document are the Copyright of Cossill & Webley Consulting Engineers. Use or copying of the document in whole or part without the written permission of Cossill & Webley Consulting Engineers constitutes an infringement of copyright.

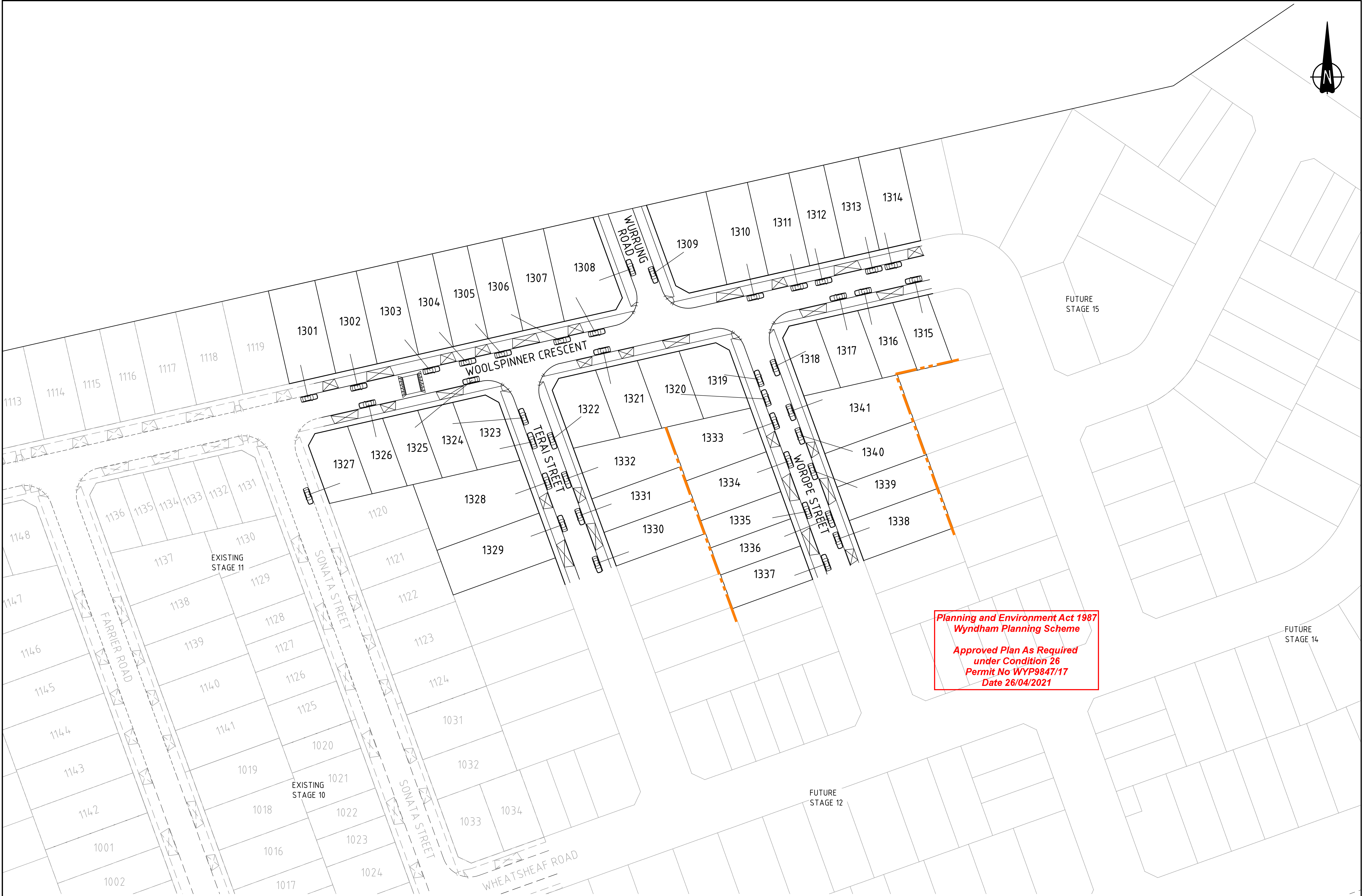
This plan is not to be used for construction unless issued as revision 0 or higher

CW Cossill & Webley CONSULTING ENGINEERS
Mailing Address
PO Box 33152
Melbourne VIC 3004
T (03) 8548 1560
Street Address
Suite 2.04, 390 St Kilda Road
Melbourne VIC 3004
E melbourne@cosweb.com.au

CLIENT
AVID Property Group
APPROVED
DESIGNED
R.GAUTAM
SCALE
AS SHOWN

PROJECT
SAVANA - STAGE 13
TITLE
FUNCTIONAL LAYOUT PLANS
DETAIL PLAN
WYNDHAM CITY COUNCIL
MUNICIPALITY
WYP9847/17
DRAWING No.
3138-13-901
REVISION
C

ORIGINAL SIZE
A1



B	03.03.21	RG		ISSUED FOR APPROVAL
A	25.02.21	KP	FP	ISSUED FOR INFORMATION
REV	DATE	DRN	CKD	APP
				AMENDMENT

H 1:500
SCALE @ A1

COPYRIGHT

The concepts and information contained in this document are the Copyright of Cossill & Webley Consulting Engineers. Use or copying of the document in whole or part without the written permission of Cossill & Webley Consulting Engineers constitutes an infringement of copyright.

This plan is not to be used for construction unless issued as revision 0 or higher

Mailing Address

PO Box 33152
Melbourne VIC 3004
T (03) 8548 1560

Street Address

Suite 2.04, 390 St Kilda Road
Melbourne VIC 3004
E melbourne@cosweb.com.au

CLIENT

APPROVED

03.03.21

DESIGNED

R.GAUTAM

SCALE

AS SHOWN

PROJECT

SAVANA - STAGE 13

TITLE

FUNCTIONAL LAYOUT PLANS
PARKING LAYOUT
WYNDHAM CITY COUNCIL

MUNICIPALITY

WYP9847/17

DRAWING No.

3138-13-902

REVISION

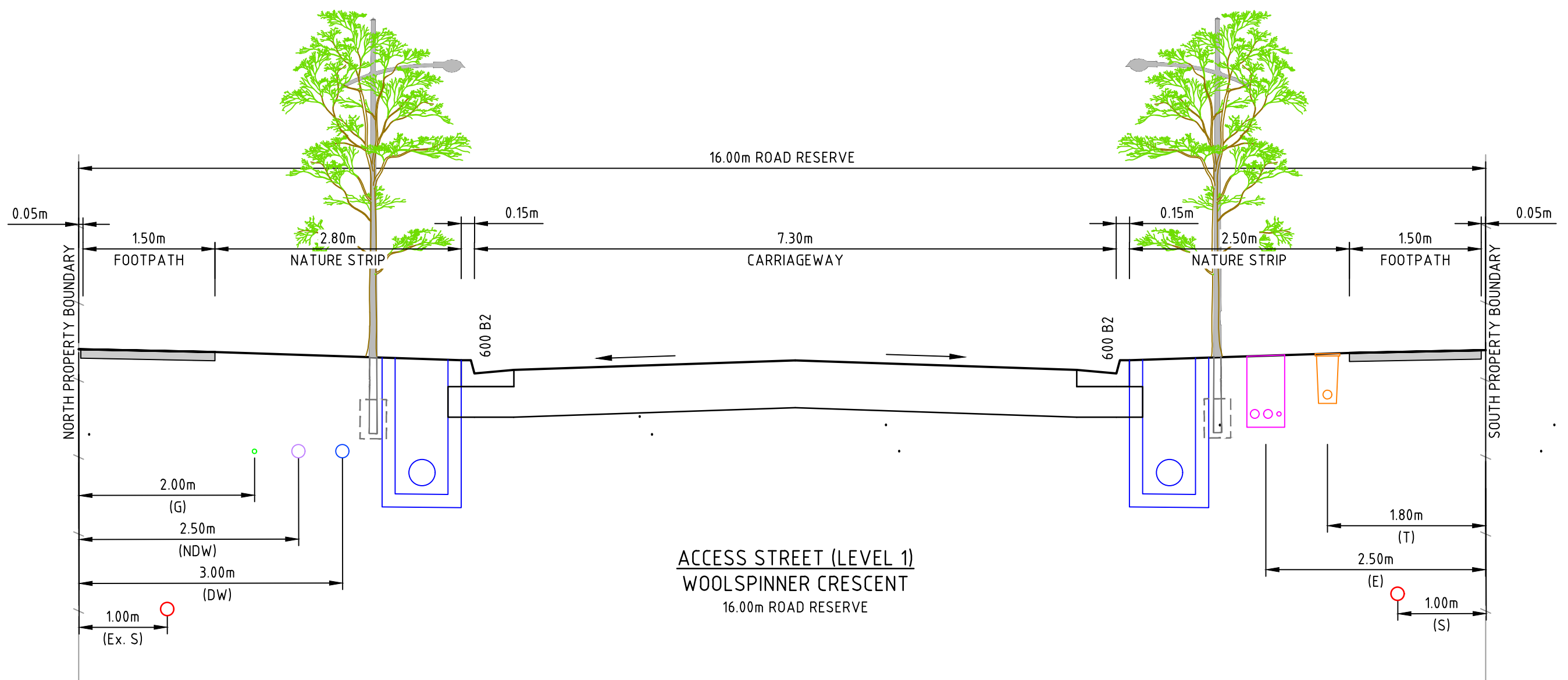
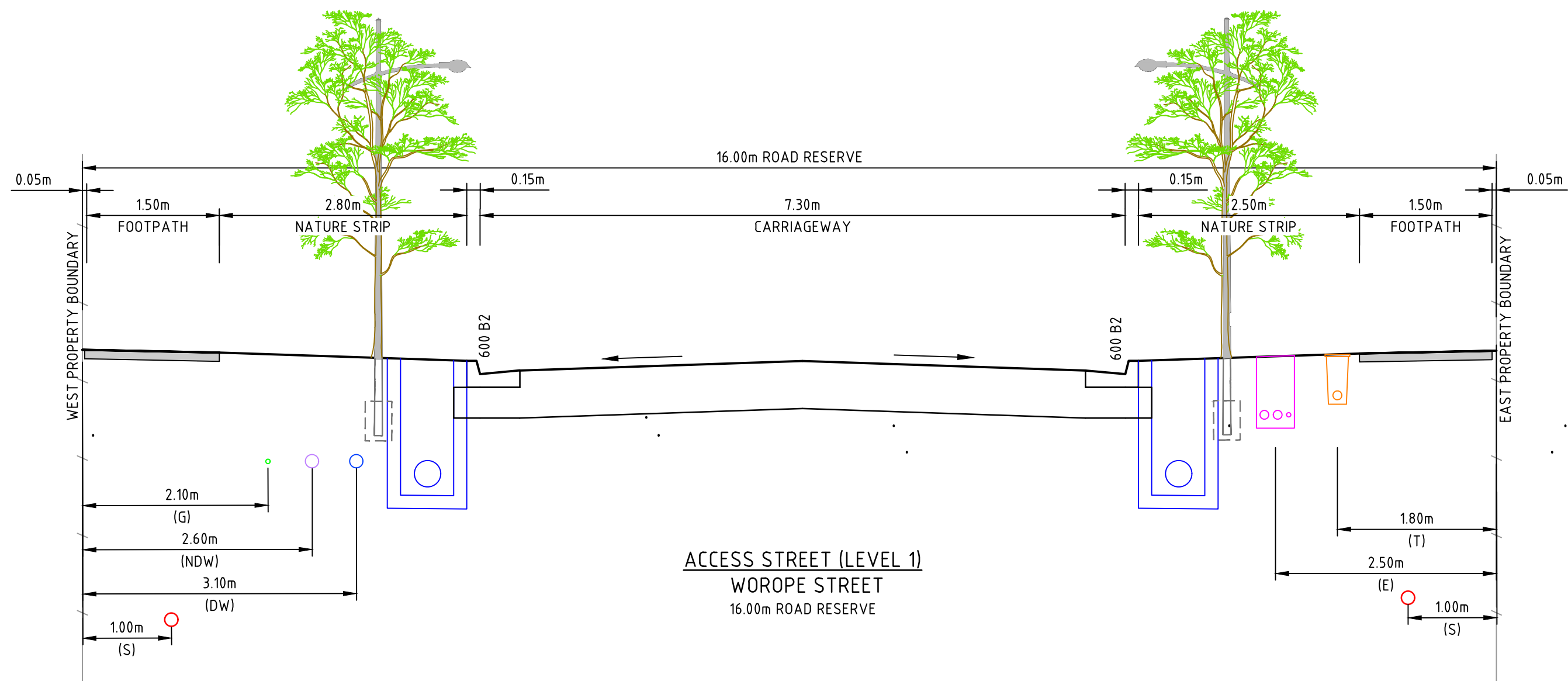
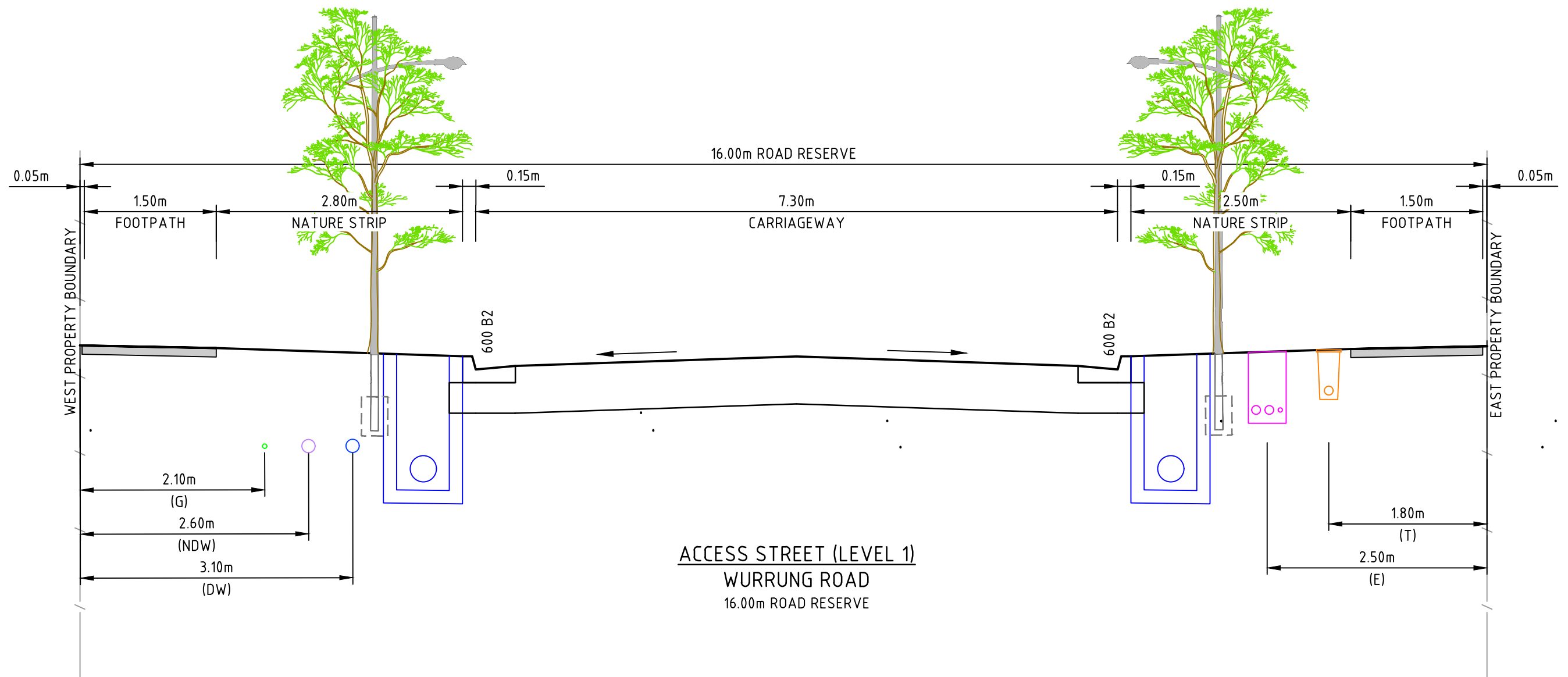
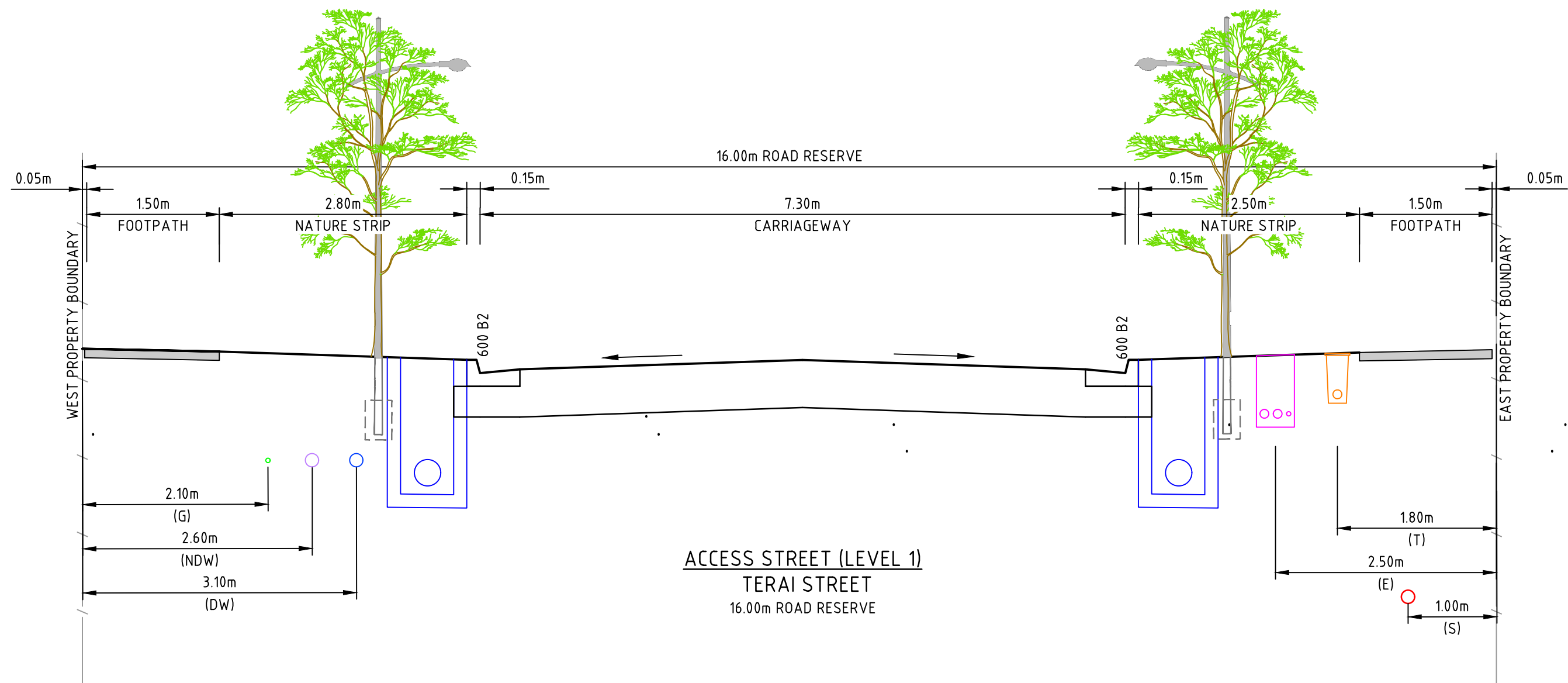
B

ORIGINAL SIZE

A1

Planning and Environment Act 1987
Wyndham Planning Scheme

Approved Plan As Required
under Condition 26
Permit No WYP9847/17
Date 26/04/2021



B	03.03.21	RG		ISSUED FOR APPROVAL
A	25.02.21	KP	FP	ISSUED FOR INFORMATION
REV	DATE	DRN	CKD	APP
				AMENDMENT

H 1:50
SCALE @ A1

COPYRIGHT
The concepts and information contained in this document are the Copyright of Cossill & Webley Consulting Engineers. Use or copying of the document in whole or part without the written permission of Cossill & Webley Consulting Engineers constitutes an infringement of copyright.
This plan is not to be used for construction unless issued as revision 0 or higher

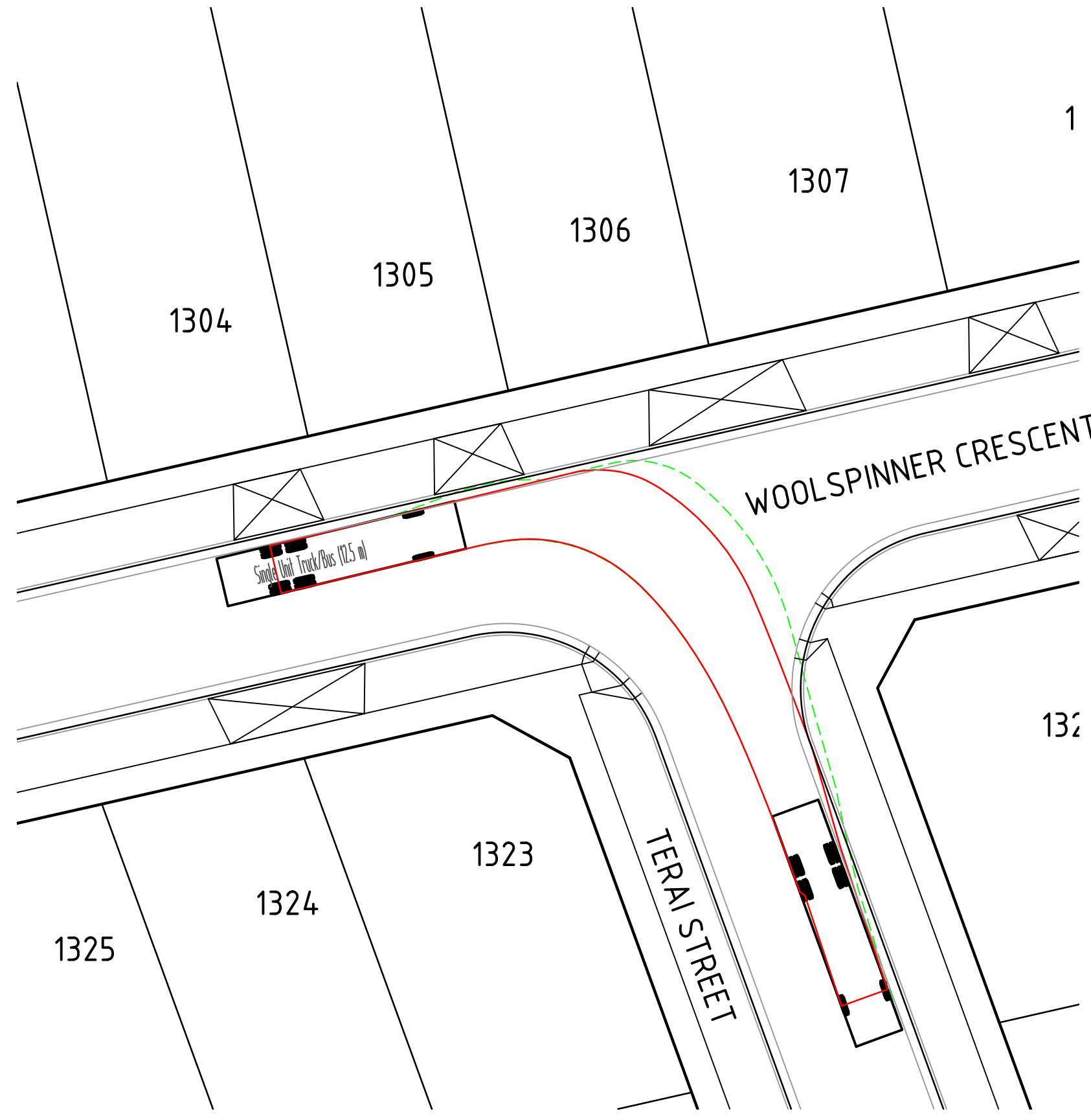

CW Cossill & Webley
CONSULTING ENGINEERS
Mailing Address
PO Box 33152
Melbourne VIC 3004
T (03) 8548 1560
Street Address
Suite 2.04, 390 St Kilda Road
Melbourne VIC 3004
E melbourne@cosweb.com.au

CLIENT
AVID
Property Group
APPROVED

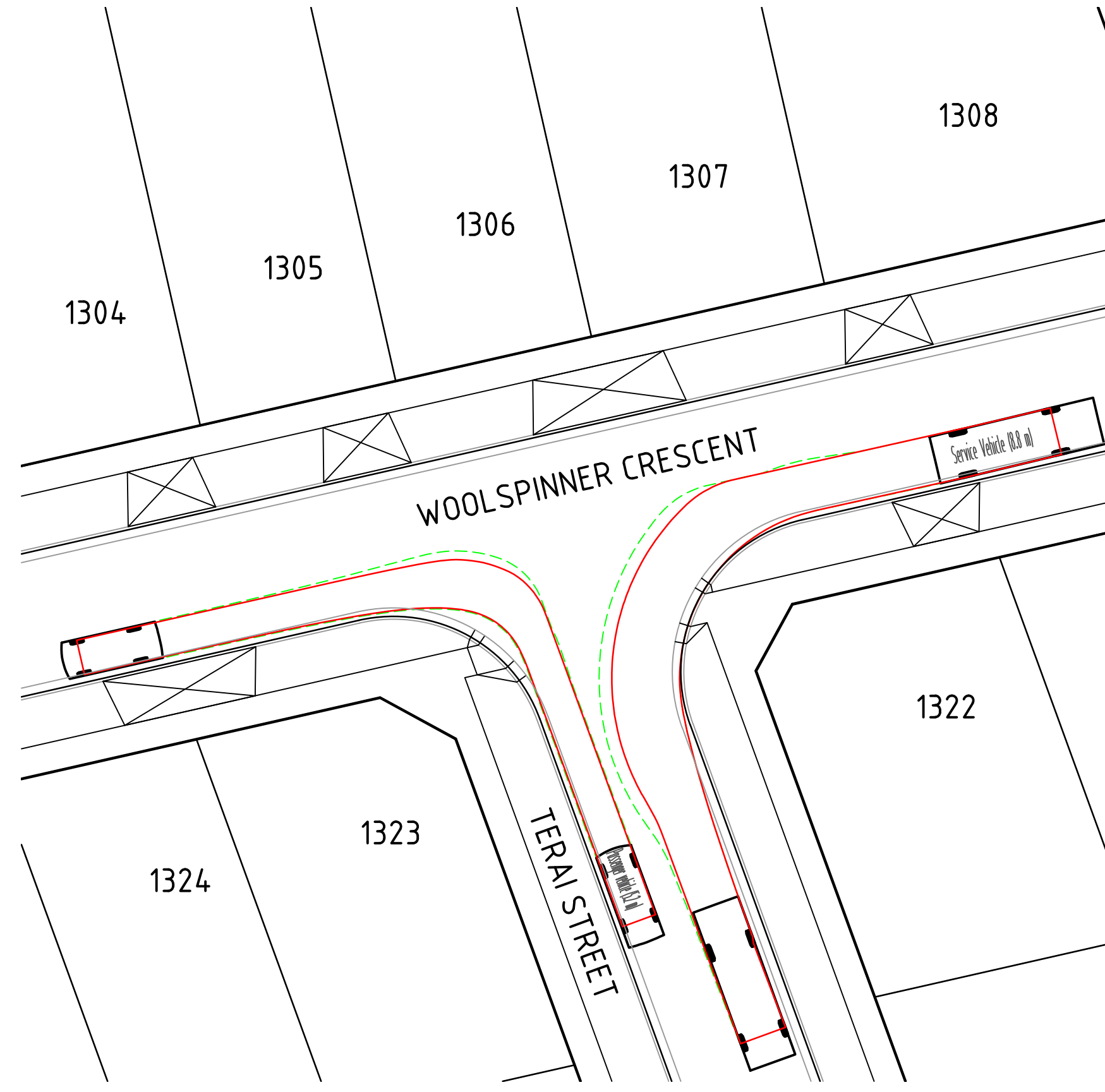
03.03.21
DESIGNED
R. GAUTAM
SCALE
AS SHOWN

PROJECT
SAVANA - STAGE 13
TITLE
FUNCTIONAL LAYOUT PLANS
TYPICAL SECTIONS
WYNDHAM CITY COUNCIL
MUNICIPALITY
WYP9847/17
DRAWING No.
3138-13-903
REVISION
B

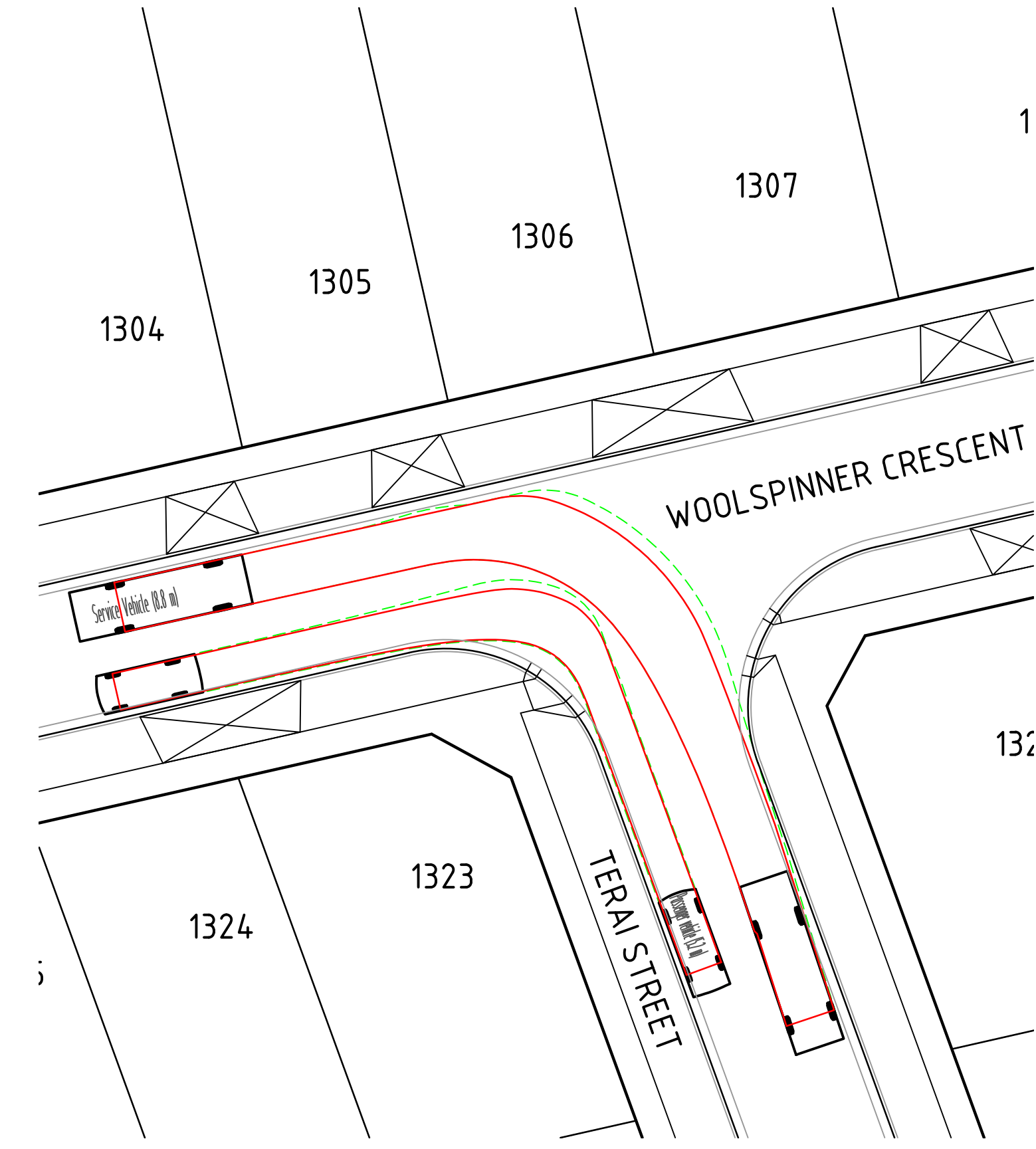
ORIGINAL
SIZE
A1



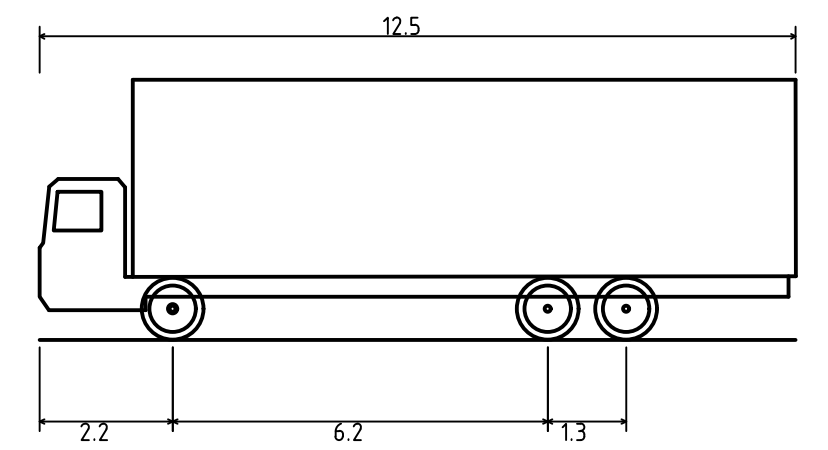
INTERSECTION OF WOOLSPINNER CRESCENT & TERA STREET



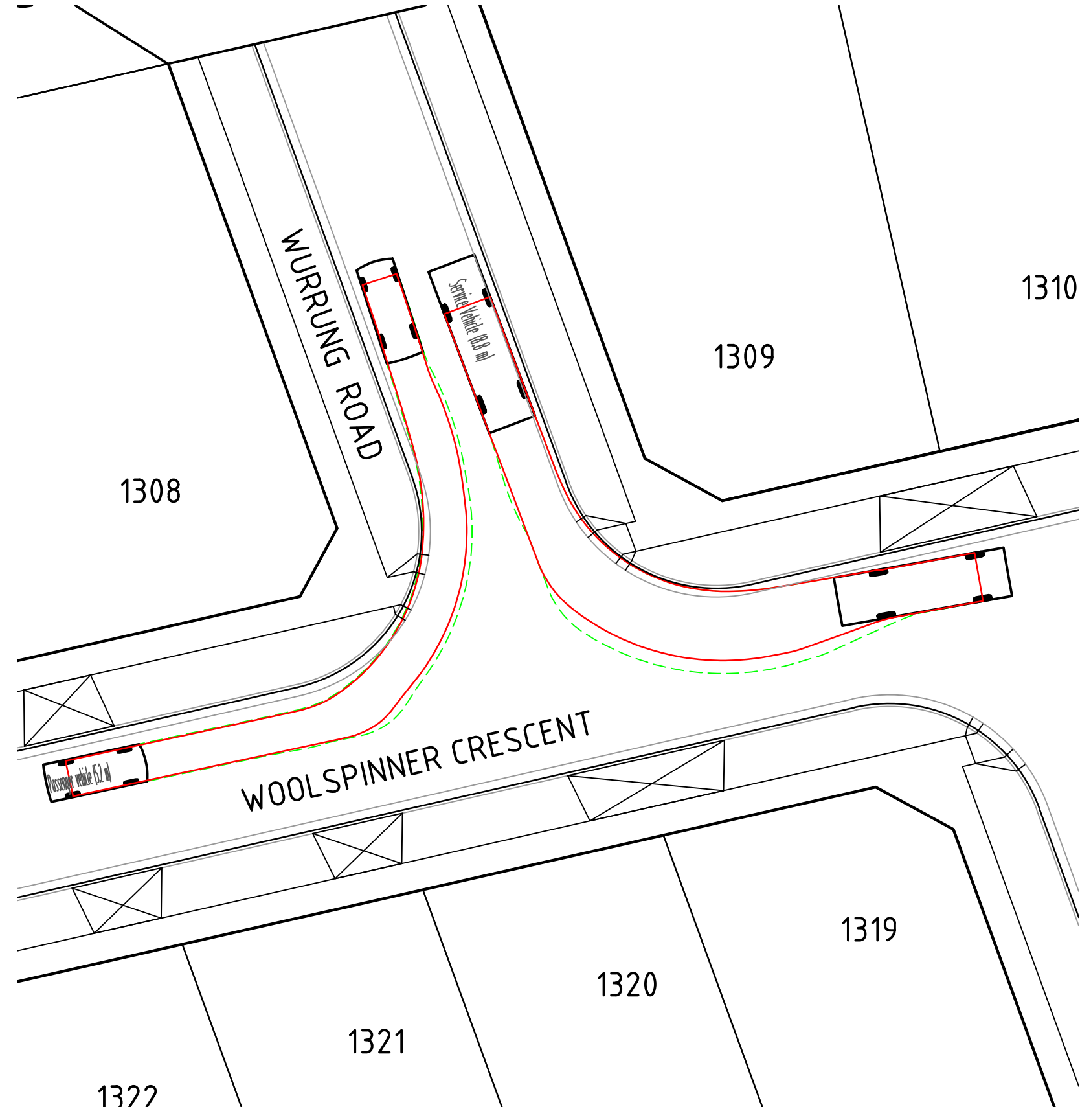
INTERSECTION OF WOOLSPINNER CRESCENT & TERA STREET



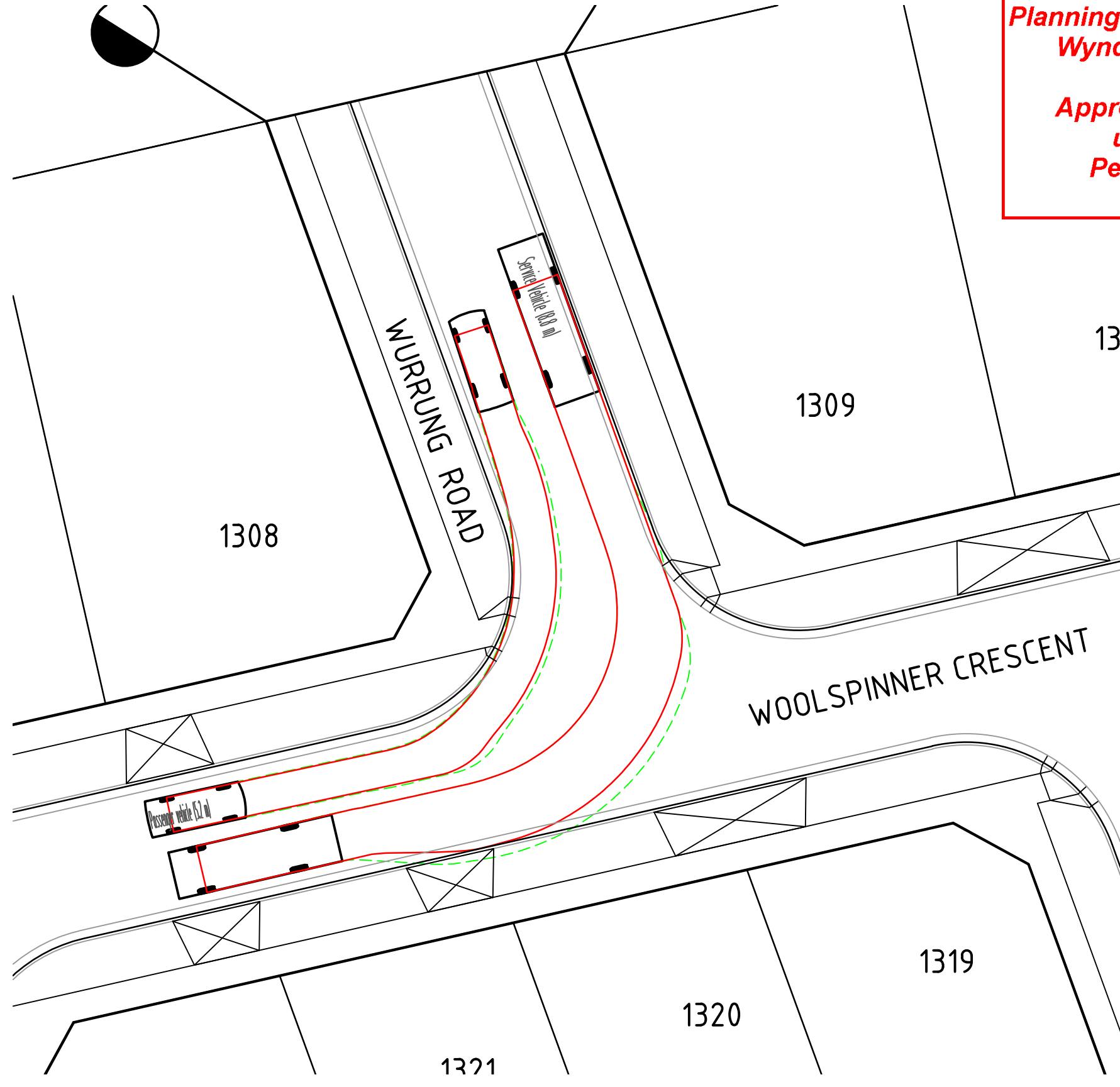
INTERSECTION OF WOOLSPINNER CRESCENT & TERA STREET



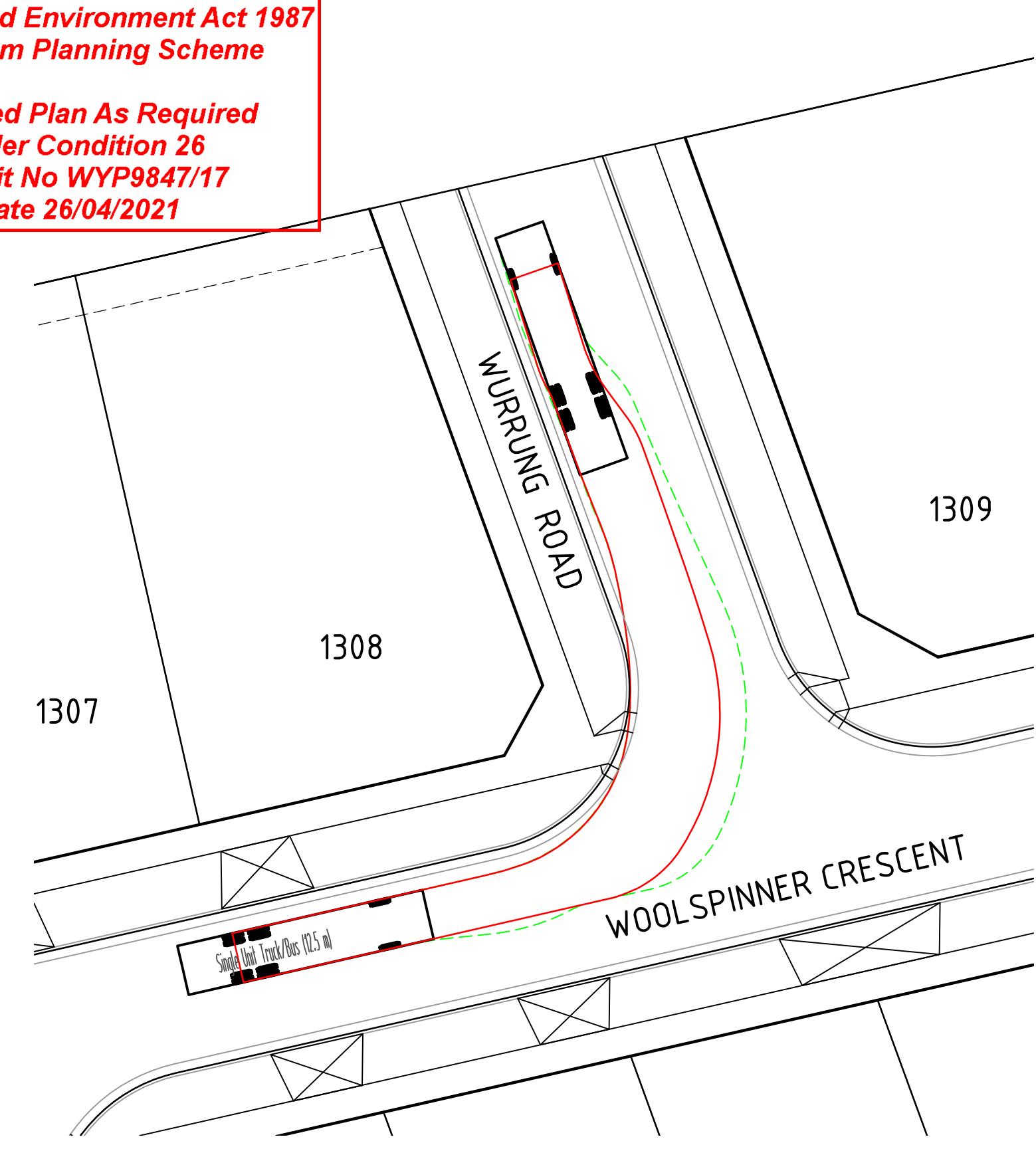
SINGLE UNIT TRUCK/BUS (12.5 m)
OVERALL LENGTH 12.500m
OVERALL WIDTH 2.500m
OVERALL BODY HEIGHT 4.300m
MIN BODY GROUND CLEARANCE 0.490m
TRACK WIDTH 2.500m
LOCK-TO-LOCK TIME 6.00s
CURB TO CURB TURNING RADIUS 12.500m



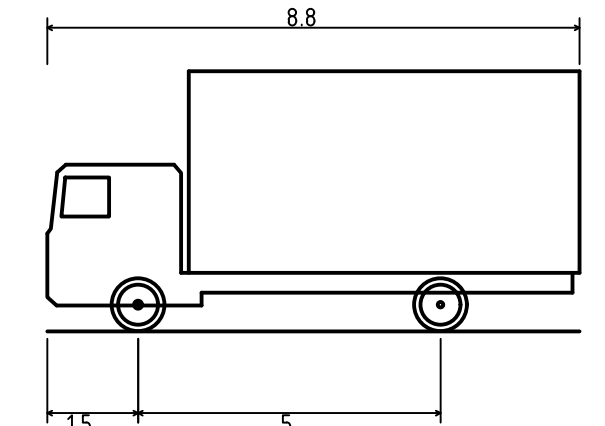
INTERSECTION OF WOOLSPINNER CRESCENT & WURRUNG ROAD



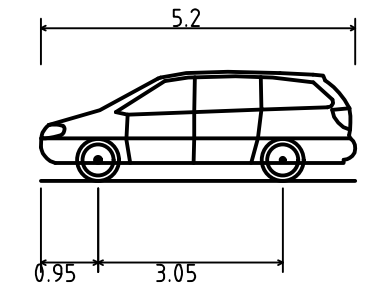
INTERSECTION OF WOOLSPINNER CRESCENT & WURRUNG ROAD



INTERSECTION OF WOOLSPINNER CRESCENT & WURRUNG ROAD



SERVICE VEHICLE (8.8 M)
OVERALL LENGTH 8.800m
OVERALL WIDTH 2.500m
OVERALL BODY HEIGHT 4.300m
MIN BODY GROUND CLEARANCE 0.427m
TRACK WIDTH 2.500m
LOCK-TO-LOCK TIME 4.00s
CURB TO CURB TURNING RADIUS 12.500m



PASSENGER VEHICLE (5.2 m)
OVERALL LENGTH 5.200m
OVERALL WIDTH 1.940m
OVERALL BODY HEIGHT 1.804m
MIN BODY GROUND CLEARANCE 0.295m
TRACK WIDTH 1.840m
LOCK-TO-LOCK TIME 4.00s
CURB TO CURB TURNING RADIUS 6.300m

Planning and Environment Act 1987
Wyndham Planning Scheme

Approved Plan As Required
under Condition 26
Permit No WYP9847/17
Date 26/04/2021

B	03.03.21	RG		ISSUED FOR APPROVAL
A	25.02.21	KP	FP	ISSUED FOR INFORMATION
REV	DATE	DRN	CKD	APP

H: 1:250
SCALE @ A1

COPYRIGHT
The concepts and information contained in this document are the Copyright of Cossill & Webley Consulting Engineers. Use or copying of the document in whole or part without the written permission of Cossill & Webley Consulting Engineers constitutes an infringement of copyright.

This plan is not to be used for construction unless issued as revision 0 or higher

Cossill & Webley
CONSULTING ENGINEERS

Mailing Address
PO Box 33152
Melbourne VIC 3004
T (03) 8548 1560

Street Address
Suite 2.04, 390 St Kilda Road
Melbourne VIC 3004
E melbourne@cosweb.com.au

CLIENT

AVID
Property Group

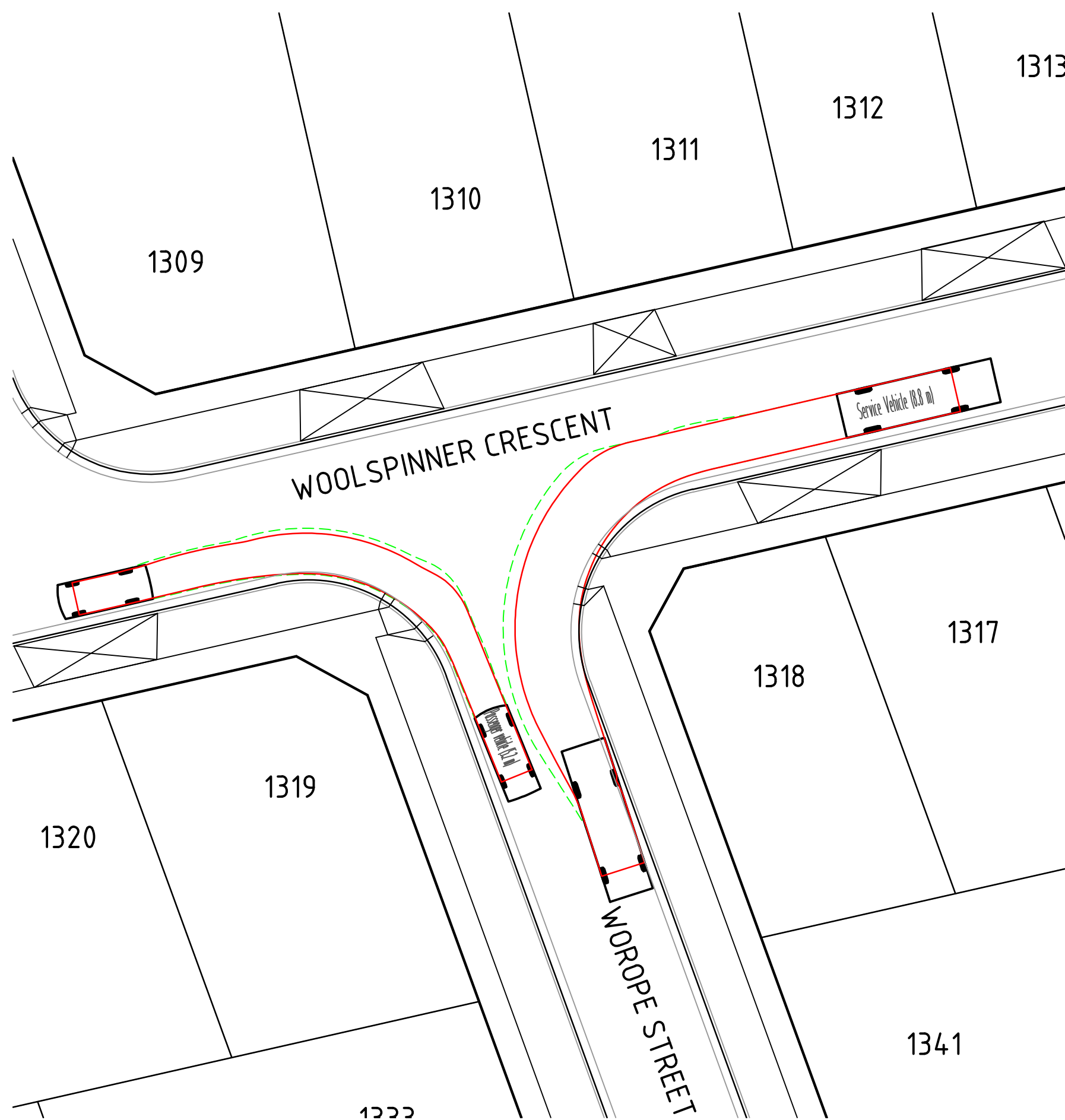
APPROVED 03.03.21

DESIGNED
R. GAUTAM

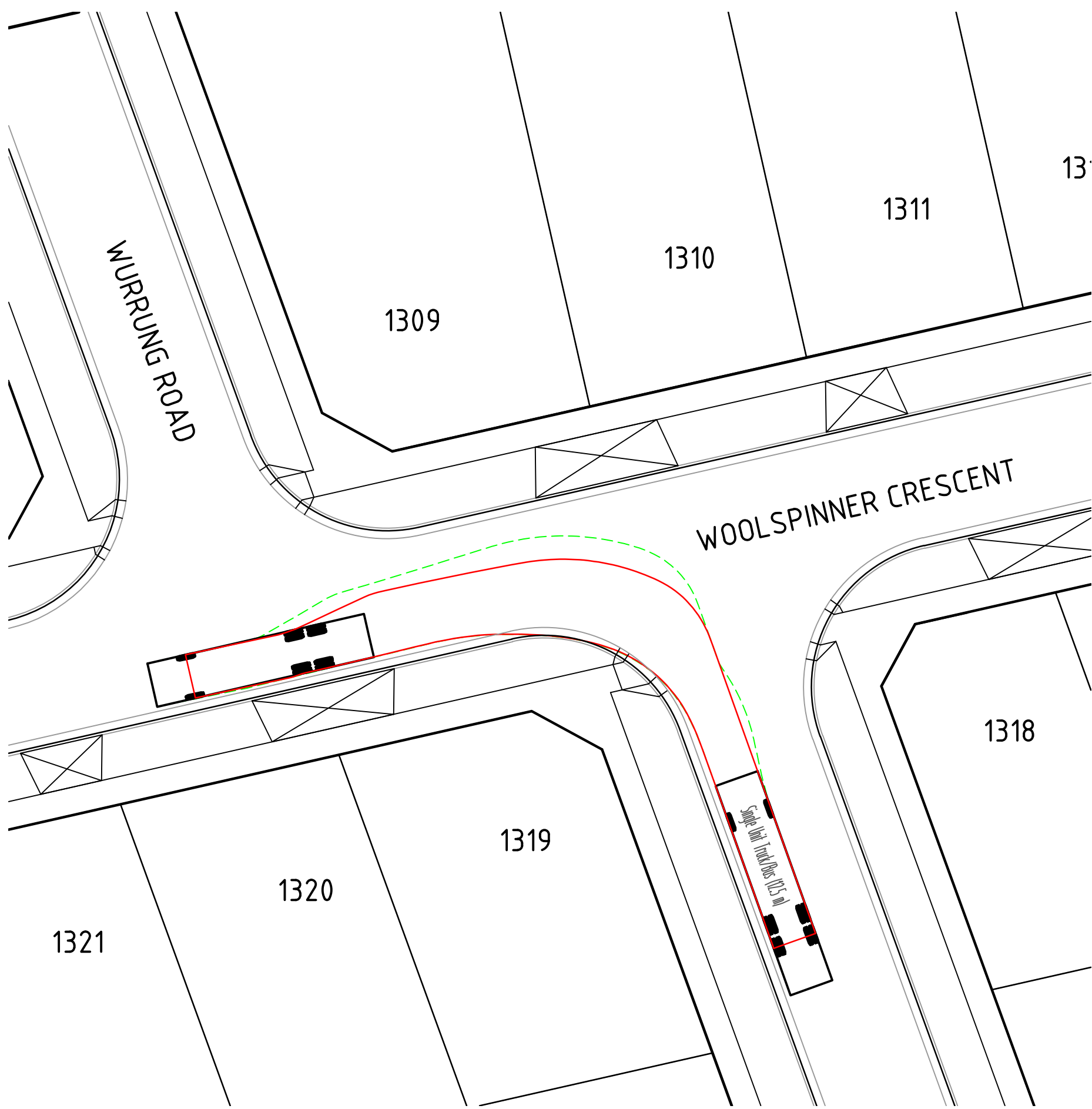
SCALE
AS SHOWN

PROJECT	SAVANA - STAGE 13
TITLE	FUNCTIONAL LAYOUT PLANS VEHICLE SWEEP PATHS (SHEET 1 OF 2)
MUNICIPALITY	WYNDHAM CITY COUNCIL
PP No.	WYP9847/17
DRAWING No.	3138-13-904
REVISION	B

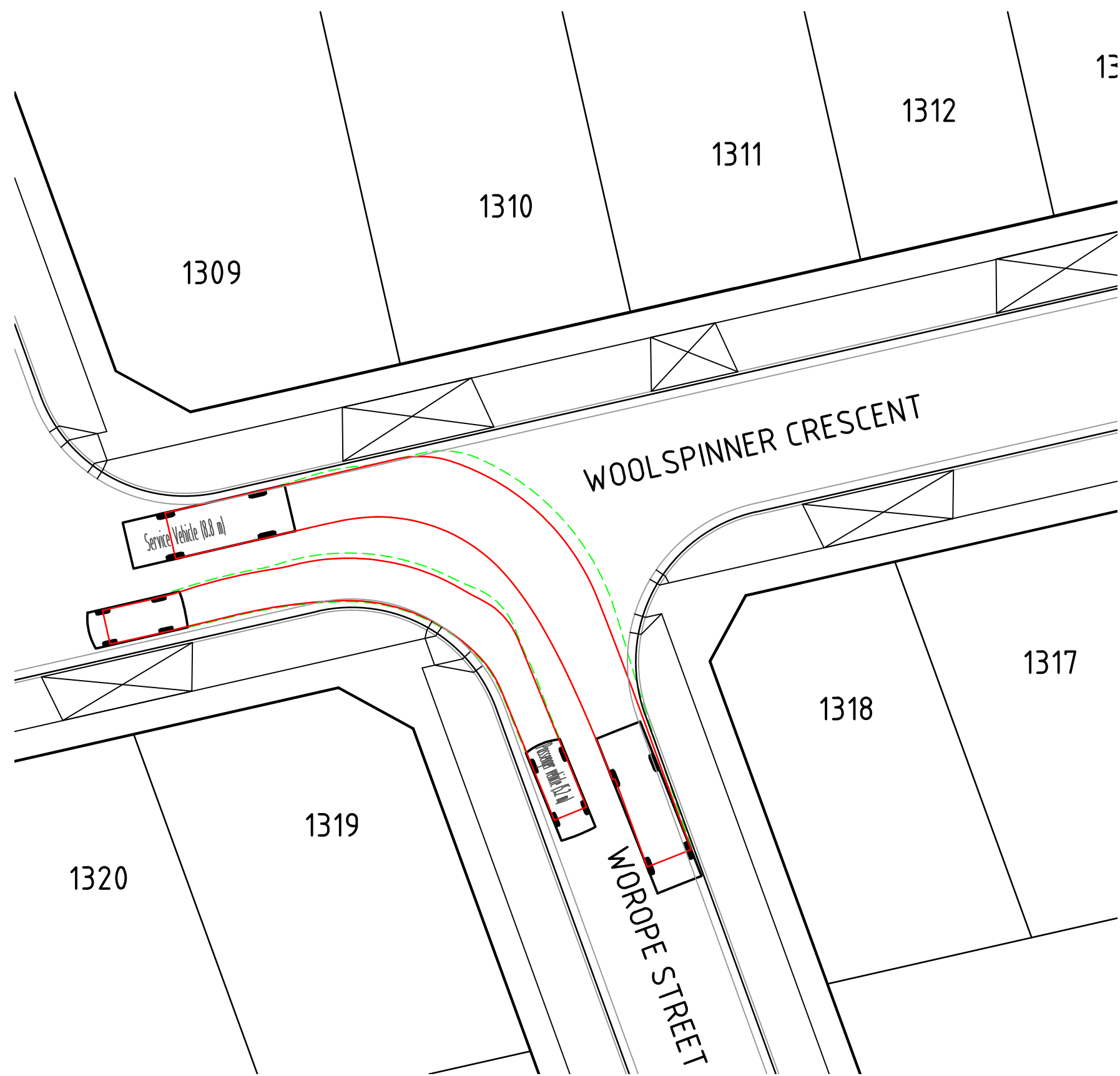
ORIGINAL SIZE
A1



INTERSECTION OF WOOLSPINNER CRESCENT & WOROPE STREET



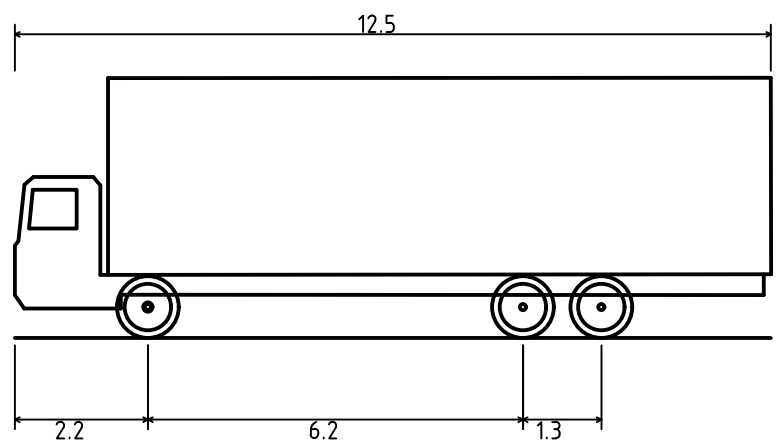

INTERSECTION OF WOOLSPINNER CRESCENT & WOROPE STREET



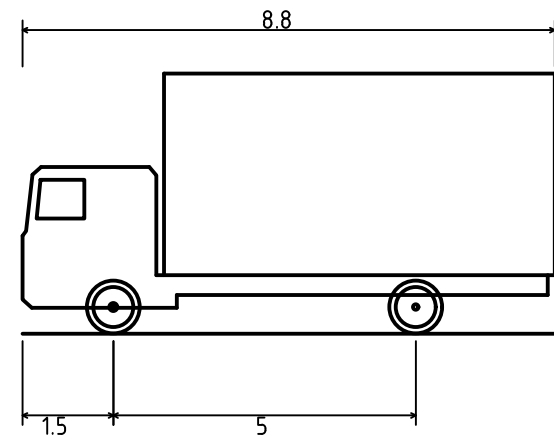
INTERSECTION OF WOOLSPINNER CRESCENT & WOROPE STREET

Planning and Environment Act 1987
Wyndham Planning Scheme

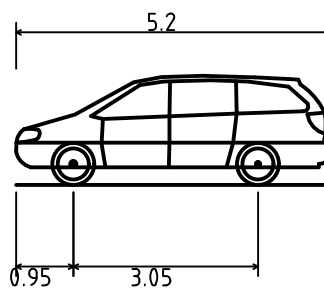
Approved Plan As Required
under Condition 26
Permit No WYP9847/17
Date 26/04/2021



SINGLE UNIT TRUCK/BUS (12.5 m)
OVERALL LENGTH 12.500m
OVERALL WIDTH 2.500m
OVERALL BODY HEIGHT 4.300m
MIN BODY GROUND CLEARANCE 0.490m
TRACK WIDTH 2.500m
LOCK-TO-LOCK TIME 6.00s
CURB TO CURB TURNING RADIUS 12.500m



SERVICE VEHICLE (8.8 M)
OVERALL LENGTH 8.800m
OVERALL WIDTH 2.500m
OVERALL BODY HEIGHT 4.300m
MIN BODY GROUND CLEARANCE 0.427m
TRACK WIDTH 2.500m
LOCK-TO-LOCK TIME 4.00s
CURB TO CURB TURNING RADIUS 12.500m



PASSENGER VEHICLE (5.2 m)
OVERALL LENGTH 5.200m
OVERALL WIDTH 1.940m
OVERALL BODY HEIGHT 1.804m
MIN BODY GROUND CLEARANCE 0.295m
TRACK WIDTH 1.840m
LOCK-TO-LOCK TIME 4.00s
CURB TO CURB TURNING RADIUS 6.300m

B	03.03.21	RG		ISSUED FOR APPROVAL
A	25.02.21	KP	FP	ISSUED FOR INFORMATION
REV	DATE	DRN	CKD	APP
				AMENDMENT



COPYRIGHT
The concepts and information contained in this document are the Copyright of Cossill & Webley Consulting Engineers. Use or copying of the document in whole or part without the written permission of Cossill & Webley Consulting Engineers constitutes an infringement of copyright.

This plan is not to be used for construction unless issued as revision 0 or higher

CW Cossill & Webley
CONSULTING ENGINEERS

Mailing Address
PO Box 33152
Melbourne VIC 3004
T (03) 8548 1560

Street Address
Suite 2.04, 390 St Kilda Road
Melbourne VIC 3004
E melbourne@cosweb.com.au

CLIENT	AVID Property Group
APPROVED	03.03.21
DESIGNED	R. GAUTAM
SCALE	AS SHOWN

PROJECT	SAVANA - STAGE 13
TITLE	FUNCTIONAL LAYOUT PLANS VEHICLE SWEEP PATHS (SHEET 2 OF 2) WYNDHAM CITY COUNCIL
MUNICIPALITY	WYP9847/17
PP No.	DRAWING No. 3138-13-905
REVISION	B

ORIGINAL SIZE
A1